



A58 GUITAR WIRELESS SYSTEM

5.8 GHz Wireless Frequency Band

English Manual



5.8 GHz
Plug and Play

INTRODUCTION

In order to offer customers more wireless frequency options, Xvive has developed a wireless system that uses the 5.8 GHz band: the A58 Guitar Wireless System. 5.8 GHz is a less crowded frequency, so it's less likely to encounter signal interference; the 2.4 GHz frequency, meanwhile, performs better than 5.8 GHz when there are obstacles between the transmitter and the receiver. The A58 System has been fine-tuned for improved performance and guitar tone.



CAUTION
RISK OF ELECTRIC SHOCK
DO NOT OPEN



WARNING:

TO REDUCE THE RISK OF FIRE OR ELECTRIC SHOCK, DO NOT REMOVE SCREWS.

NO USER-SERVICEABLE PARTS INSIDE.

REFER SERVICING TO QUALIFIED SERVICE PERSONNEL.

WARNING:

TO REDUCE THE RISK OF FIRE OR ELECTRIC SHOCK, DO NOT EXPOSE THE APPLIANCE TO RAIN OR MOISTURE.



Radio Approvals: FCC Part 15.249, RSS-247(Canada), EN 300 440 (Europe), EN 301.489 (Europe)

This device is in compliance with the essential requirements and other relevant provisions of Directive 2014/53/EU. All essential radio test suites have been carried out.

Detailed DOC file please visit our website: www.xvive.com

IC CAUTION:

This device complies with Industry Canada licence-exempt RSS standard(s). Operation is subject to the following two conditions:

- (1) this device may not cause interference,
- (2) this device must accept any interference, including interference that may cause undesired operation of the device.

Le présent appareil est conforme aux CNR d'Industrie Canada applicables aux appareils radio exempts de licence. L'exploitation est autorisée aux deux conditions suivantes :

- (1) l'appareil ne doit pas produire de brouillage, et
- (2) l'utilisateur de l'appareil doit accepter tout brouillage radioélectrique subi, même si le brouillage est susceptible d'en compromettre le fonctionnement.

FCC CERTIFICATION

FCC Caution: Any changes or modifications not expressly approved by the party responsible for compliance could void the user's authority to operate this equipment.

This device complies with Part 15 of the FCC Rules. Operation is subject to the following two conditions:

- (1) This device may not cause harmful interference, and
- (2) this device must accept any interference received, including interference that may cause undesired operation.

NOTE:

This equipment has been tested and found to comply with the limits for a Class B digital device, pursuant to Part 15 of the FCC Rules.

These limits are designed to provide reasonable protection against harmful interference in a residential installation. This equipment generates, uses and can radiate radio frequency energy and, if not installed and used in accordance with the instructions, may cause harmful interference to radio communications.

However, there is no guarantee that interference will not occur in a particular installation.

If this equipment does cause harmful interference to radio or television reception, which can be determined by turning the equipment off and on, the user is encouraged to try to correct the interference by one or more of the following measures:

- Reorient or relocate the receiving antenna.
- Increase the separation between the equipment and receiver.
- Connect the equipment into an outlet on a circuit different from that to which the receiver is connected.
- Consult the dealer or an experienced radio/TV technician for help.

FCC ID: 2AJ30-A58 IC: 22031-A58



WARNING: Risk of reproductive harm from exposure to Lead
www.P65Warnings.ca.gov

SAFETY INSTRUCTIONS FOR LITHIUM-ION RECHARGEABLE BATTERIES

If abused or misused, the rechargeable batteries may leak. In extreme cases, they may even present a risk of explosion, fire, heat, smoke or gas. Xvive does not accept any liability for damage arising from abuse or misuse.

- Keep away from children.
- Only charge rechargeable batteries with chargers recommended by Xvive.
- Observe correct polarity.
- Pack/store charged rechargeable batteries so that the terminals cannot contact each other (danger of shorting out/fire hazard).
- Do not expose to moisture.
- Switch rechargeable battery-powered products off after use.
- Only charge rechargeable batteries at ambient temperatures between 10°C/50°F and 40°C/104°F.
- When not using rechargeable batteries for extended periods of time, charge them regularly (about every three months).
- Do not mutilate or dismantle.
- Do not heat above 60°C/140°F, e.g. do not expose to sunlight or throw into a fire.

- Immediately remove rechargeable batteries from obviously defective products.
- Do not continue to use defective rechargeable batteries.
- Only use rechargeable batteries specified by Xvive.
- Dispose of rechargeable batteries at special collection points or return them to your specialist dealer.
- Store the products in a cool and dry place at room temperature (approx. 20°C/68°F).
- Remove the rechargeable batteries if the products will not be used for extended periods of time.



Hereby, **SHENZHEN FZONE TECHNOLOGY CO., LTD**, declares that this type of equipment is in compliance with the essential requirements and other relevant provisions of Directive 2014/53/EU

INFORMATION ABOUT COLLECTION AND DISPOSAL OF OLD ITEMS AND USED BATTERIES

[For customers in the European Union]

If you want to discard electrical and electronic items, please contact your dealer or supplier for further information.

These symbols on the products, packaging, or on any documents in the package mean it is incorrect to mix the used electrical and electronic products and batteries with general household garbage. These symbols are only valid in the EU. Please contact your local authorities or dealer for more information on the disposal of old items and used batteries:



To protect our environment, please take old products and used batteries to proper collection places, and follow your national legislation and the Directives 2012/19/EU and 2006/66/EC.

[Information on Disposal in Countries outside the European Union]

To deal with these old products and batteries properly, please help to save valuable resources and prevent any possibility of side effects on human health and our environment due to the inappropriate disposal of the old products and used batteries.

Please contact your local authorities to get more helpful information on how to dispose of old products and batteries.

ONE-YEAR LIMITED WARRANTY

Xvive Corporation Ltd. [Xvive] warrants our products to be free of defects in materials and workmanship in normal use for a period of one (1) year from the date of original purchase. Please visit <https://www.xvive.com> to register your new purchase.

Xvive will, at its sole discretion, or in cooperation with our authorized retailers, repair or replace at no charge, any unit that is inspected by Xvive or an affiliated Xvive service center and deemed to be defective within the warranty period. This warranty is non-transferrable.

This warranty is only valid to the original purchaser, only when purchased “new-in-box” from an Authorized Xvive Dealer and with a valid proof of purchase bearing the purchase date.

Within the USA:

- All Xvive warranty claims should be made with the retailer from which the unit was purchased. This applies to both

retail stores and online retailers.

Outside of the USA:

- For all warranty and non-warranty claims, the purchaser should contact the Authorized Xvive Retailer from which the unit was purchased within the country or province in which it was purchased for information on how to obtain warranty or non-warranty service.

This limited warranty does not cover the following:

- Products that have been modified in any way;
- Any products whose serial numbers have been altered or removed;
- Exterior cosmetic damage or damage to the finish due to misuse or normal wear and tear;
- Products that were purchased as “used”, items listed as demo stock or refurbished items;
- Damage to the product or parts caused by improper storage by the user;

- Any freight charges (from or to the retailer);
- Shipping Damage:
 - Shipping damage claims must be filed with the freight carrier (such as UPS, FedEx).
 - Notify the freight carrier immediately of any shipping damage upon receipt of damaged items to begin the claim process.
 - We also recommend reporting any shipping damage claim within 48 hours of receipt to the Authorized Retailer from which the item was purchased.
 - Keep all original documents and packing materials until the freight damage claim has a final resolution.

For units returned to Xvive USA:

- The item must be returned in the same format in which it was purchased. If a system containing a transmitter and receiver was purchased, then both units will need to be returned together.
- The purchaser will pay all freight charges to return the original item to Xvive USA or its affiliated service centers.
- If the unit is deemed to be covered by this warranty, Xvive will ship the repaired or replacement unit to the purchaser free-of-charge and without any additional freight charges.

- If the unit is deemed to NOT be covered by this warranty, other charges plus return freight charges will apply.

EXCEPT AS EXPRESSLY SET FORTH ABOVE IN THIS LIMITED WARRANTY, XVIVE MAKES NO OTHER EXPRESS OR IMPLIED WARRANTIES TO THE EXTENT PERMITTED BY LAW. XVIVE ASSUMES NO LIABILITY FOR PROPERTY DAMAGE RESULTING FROM FAILURE OF THIS PRODUCT NOR ANY LOSS OF INCOME, SATISFACTION, OR DAMAGES ARISING FROM THE LOSS OF USE OF SAME DUE TO DEFECTS OR AVAILABILITY OF SAME DURING SERVICE. THIS WARRANTY GIVES YOU SPECIFIC LEGAL RIGHTS AND YOU MAY ALSO HAVE OTHER RIGHTS WHICH VARY FROM STATE TO STATE OR BY COUNTRY OR PROVINCE.

For warranty inquiries not covered in this policy, please contact support@xvive.com

IMPORTANT SAFETY INSTRUCTIONS

PLEASE READ THESE INSTRUCTIONS AND KEEP THEM IN A SAFE PLACE



WARNING: BEFORE USING YOUR XVIVE 5.8GHz WIRELESS GUITAR SYSTEM,
CAREFULLY READ THE OPERATING INSTRUCTIONS.

1. Observe all instructions carefully in the A58 set manual.
2. Do not to perform service operations beyond those described in the A58 set manual. Service is required when the apparatus has been damaged in any way, such as:
 - Liquid has been spilled or objects have fallen into the apparatus;
 - The unit has been exposed to rain or moisture;
 - The unit does not operate normally or changes in performance in a significant way;
 - The unit is dropped or the enclosure is damaged
3. Do not place near heat sources, such as radiators, heat registers, or appliances that produce heat.
4. Guard against objects or liquids entering the device.
Do not use or place unit near water.
5. Clean only with a dry cloth.
6. Only use attachments/accessories specified by the manufacturer.

FEATURES & SPECIFICATIONS



5.8 GHz

BAND
FREQUENCY



100FT

MORE THAN
100FT OF RANGE



5
ms

LESS THAN
5 MS LATENCY



24-bit / 48 kHz

HIGH-RESOLUTION
AUDIO



110 dB

SIGNAL-TO-NOISE
RATIO



110 dB

DYNAMIC
RANGE



6

6 WIRELESS
CHANNELS

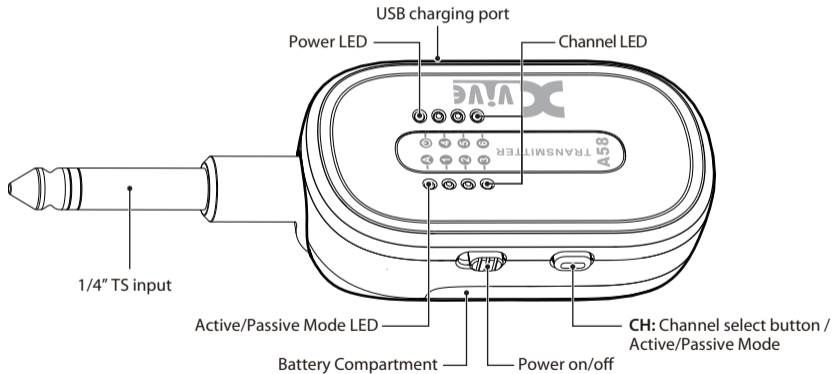


5 hours

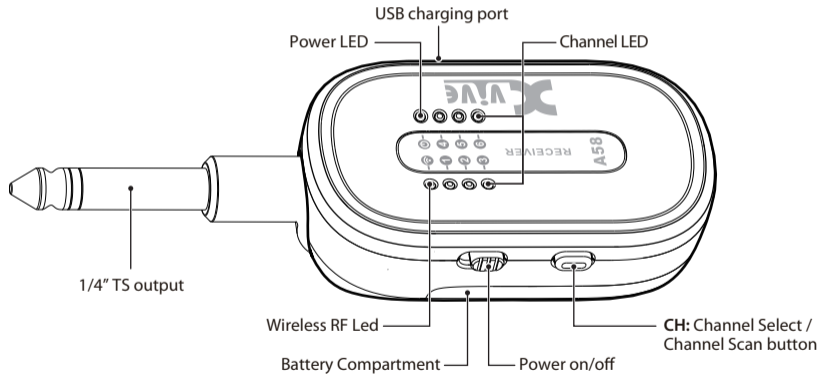
5 HOURS
BATTERY LIFE

- 5.8 GHz True Diversity wireless system
- High-resolution 24-bit / 48 kHz audio
- Up to 5 hours of battery life
- Less than 5 ms latency
- 6 wireless channels
- Dynamic range: 110 dB
- Signal-to-noise ratio: 110dB
- Frequency response: 20 Hz – 20 kHz
- Wireless range: up to 100 ft; depends on RF signal absorption, reflection and interference
- Compatible with active and passive pickups
- Scans for wireless status and selects the best channel
- Includes transmitter, receiver, USB charging cable, manual
- For guitar, bass and other musical instruments

TRANSMITTER

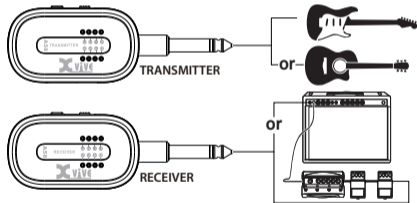


RECEIVER

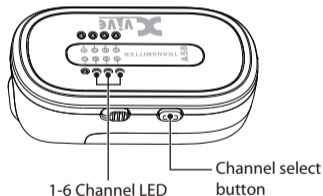


QUICK START

1. Plug the transmitter into the output jack of your guitar/bass/instrument. Plug the receiver into your amplifier, amp modeler, effect pedal, audio interface, etc.

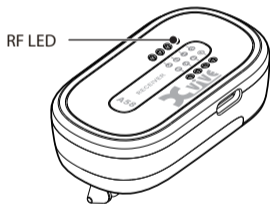


2. Pair the transmitter and receiver by making sure that they are set to the same wireless channel. A58 has six channels; use the channel select button to change the channel as needed.



QUICK START

3. The Green RF LED on the receiver will always be on when the transmitter and receiver are successfully paired.



4. Enjoy your wireless freedom!

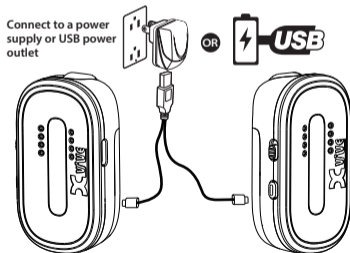


BATTERIES AND CHARGING

BATTERIES AND CHARGING

The A58 system comes with a dual USB charging cable, which charges the transmitter and the receiver at the same time. Plug it into any 5V / 2A USB charger adapter or USB power source.

Note: Turn off the power while charging. Please do not use A58 while charging, as this may reduce your battery life.



POWER STATUS LED INDICATIONS

POWER STATUS

Green (solid): 41-100%

Yellow (solid): 6%-40%

Red (solid): 1%-5%

Red (blinking): <1%

CHARGING TIMES	BATTERY LIFE
30 min	1 hour
1:15	2 hours
2:30	5 hours

* Low battery, charge required when red light is on.

* Always store at room temperature.

* When storing the unit, please check the battery charge level regularly and charge if necessary.

OPEN-BATTERY-COMPARTMENT DESIGN

Access to the battery compartment makes it easy for professional maintenance personnel to perform maintenance and testing on the battery as needed, giving you increased mileage!

5.8 GHz WIRELESS OVERVIEW AND INTERFERENCE

Tips for improving wireless system performance:

- 1) Keep more than 3 metres of distance between the A58 receiver unit and Wi-Fi transmitters, such as routers.
- 2) If you experience interference from Wi-Fi devices in the vicinity, try changing to a different channel on the A58 transmitter and receiver.
- 3) If necessary, shorten the distance between the transmitter and receiver units.

5.8 GHz Frequency Tables

CHANNEL 1	5730 MHz, 5842 MHz, 5844 MHz
CHANNEL 2	5736 MHz, 5833 MHz, 5835 MHz
CHANNEL 3	5742 MHz, 5827 MHz, 5829 MHz
CHANNEL 4	5756 MHz, 5803 MHz, 5805 MHz
CHANNEL 5	5785 MHz, 5811 MHz, 5813 MHz
CHANNEL 6	5780 MHz, 5791 MHz, 5797 MHz

* Up to six A58 sets can be used simultaneously in one area

SCAN FOR THE BEST CHANNEL

Press and hold the channel button on the receiver for 3 seconds to enter Channel Scan mode. The receiver's channel LED will flash during scanning and then will stay on the optimal wireless channel.

When scanning is complete, manually set the transmitter's channel to be the same as the receiver channel.

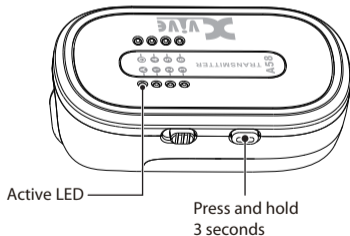
Press and hold
3 seconds



ACTIVE AND PASSIVE MODES

A58 offers both Active and Passive modes, making it compatible with all pickups—from passive to high-output active pickups!

When using a guitar or bass with active pickups, press and hold the transmitter's Channel button for 3 seconds to turn on Active mode. When Active mode is on, the Active LED will illuminate.



SPECIFICATIONS

Passive Mode Input	5.8 GHz
Working Range	>100 feet line-of-sight outdoors. Actual range depends on RF signal absorption, reflection and interference
Audio Frequency Response	20 Hz – 20 KHz (-3 dB)
Battery Life	Up to 5 hours (3.8V rechargeable Li-ion, 780 mA)
RF Sensitivity	-90 dBm
Total Harmonic Distortion	0.1%
RF Output Power	25 mW E.I.R.P. max
Operating Temperature Range	0°C to 45°C. Battery characteristics may limit this range
Channel Count	Six: up to six A58 sets can be used simultaneously in one area

Maximum Level	Passive mode input: 2.84Vp-p, Active mode input: 7.5Vp-p, volume -10 dB
Sample Rate	24-bit / 48 KHz
Dynamic Range	110 dB
Signal-To-Noise Ratio	110 dB
Latency	5 ms
Charging Voltage & Current	5V / 2A
Impedance	Input: 1 M Ω Output: 470 Ω
Input and output connector	1/4" / 6.5 mm TS jack
Dimensions	65 mm x 37 mm x 28 mm / 2.6" x 1.5" x 1.1"
Weight	88 g / 3.1 oz

TROUBLESHOOTING

NO SOUND

- Check that the Transmitter and Receiver are connected properly, and that their power switches are turned on.
- Check your instrument's volume knob to make sure that signal is being sent to the Transmitter.
- Check that your amplifier or other receiving device is on, with volume up.
- Ensure that the Transmitter and Receiver are set to the same channel.
- Check that the Receiver's RF LED is on.

DISTORTED AUDIO

- If the output volume of your guitar or bass seems really high, switch to Active mode

LOW AUDIO OUTPUT

- When using a passive instrument, make sure your Transmitter is set to Passive mode.

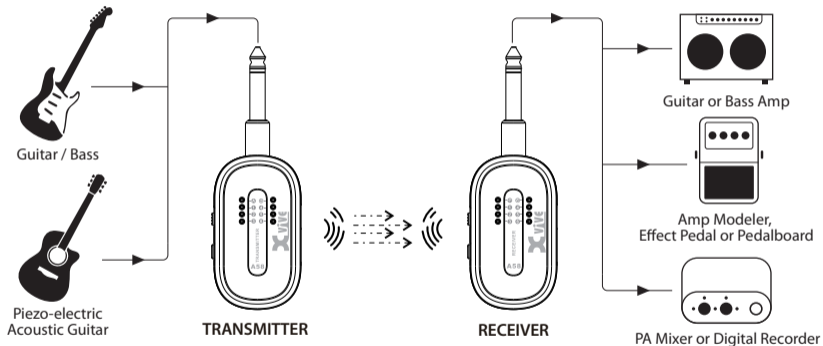
SIGNAL INSTABILITY: RF LED FLICKERING

- See page 14: "5.8 GHz Wireless Overview and Interference".
- Hold on the Receiver switch button for 3 seconds to scan for the best wireless channel.

MULTIPLE CONNECTIONS

- Make sure the receivers are both set to the same channel as the transmitter you want them to receive audio from.

APPLICATIONS



A58 GUITAR WIRELESS SYSTEM

5.8 GHz Wireless Frequency Band



SHENZHEN FZONE TECHNOLOGY CO., LTD.

2nd floor, Building 12, Xicheng Industrial Area, Xixiang Town,

Baoan District, Shenzhen Guangdong China. 518101

E-mail: support@xvive.com Tel: +86-755-2786 6639

www.xvive.com

MADE IN CHINA