# PT-10

# TUNER PEDAL

English Manual

www.xvive.com



## FEATURES & SPECIFICATIONS

| | |
|---|---|
| **Tuning Mode** | Chromatic |
| **Tuning Accuracy** | ±1 cent |
| **Detection Range** | A0 – C8 |
| **Reference Pitch** | A430 – A450 Hz (default: 440 Hz) |
| **Input Impedance** | 470k |
| **Output Impedance** | 100 Ω |
| **Frequency Response** | 20 Hz – 20 kHz |
| **THD + Noise** | <0.1% |
| **Power Supply** | DC 9V–12V (center negative) |
| **Current Consumption** | <100 mA |
| **Input / Output** | 1/4" (6.35 mm) TS |
| **Bypass Type** | True Bypass / Buffered Bypass |
| **Dimensions** | 67 X 115 X 48mm |
| **Weight** | 375g |

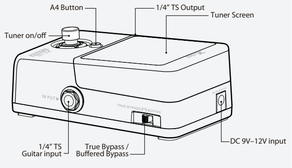




## QUICK START

**SETUP**
Add the tuner to your signal chain:
- Using a 1/4" instrument cable, plug your guitar/ bass/instrument into the tuner INPUT
- Connect OUTPUT to your amp, pedalboard, or audio interface
- Connect a 9V–12V DC (center negative) power supply

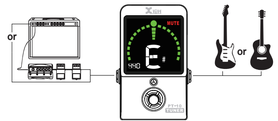


**BUFFER**
PT-10 can be set to either True Bypass or Buffered Bypass. Buffered Bypass is a good choice if you use long cables and/or a lot of pedals between your instrument and your amp. If you want tonal purity and have a smaller setup, True Bypass is the way to go.

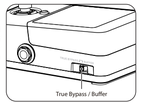


**ON AND OFF**
Step on the footswitch to turn the tuner ON: the screen will light up and the output will be muted. Turning the tuner OFF lets your instrument signal pass through to your amp, and turns off the tuner screen.

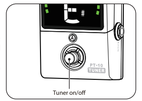


## TUNER FUNCTION

**MUTE**
When the footswitch is turned off, the output will be muted and the MUTE LED will light up.

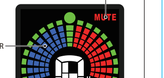


**REFERENCE PITCH**
The display shows the current reference pitch for A4, which can be adjusted within the 430–450 Hz range.

### TUNER

- The note you are tuning to is displayed in the middle in white
- Blue dots indicate that you are tuned flat, and need to tune up
- Red dots indicate that you are tuned sharp, and need to tune down
- A perfectly tuned note is indicated by a green circle in the center, with solid green dots on both sides.

- Chromatic Note Detection: C C# D D# E F F# G G# A A# B
- Default standard reference pitch (440 Hz)



## REFERENCE PITCH (A4)

**PT-10 allows adjustment of the reference pitch from 430 Hz to 450 Hz (default: 440 Hz).**

- Press the "A" button to enter adjustment mode. The current reference pitch value will be displayed. Each short press increases the value by 1 Hz.
- After reaching 450 Hz, it will cycle back to 430 Hz.

## CAUTION RISK OF ELECTRIC SHOCK DO NOT OPEN

The lightning flash with arrowhead symbol within an equilateral triangle is intended to alert the user to the presence of uninsulated "dangerous voltage" within the product's enclosure that may be of sufficient magnitude to constitute a risk of electric shock to persons.

The exclamation point within an equilateral triangle is intended to alert the user to the presence of important operating and maintenance (servicing) instructions in the literature accompanying the product.

**WARNING:**
TO REDUCE THE RISK OF FIRE OR ELECTRIC SHOCK, DO NOT REMOVE SCREWS. NO USER-SERVICEABLE PARTS INSIDE. REFER SERVICING TO QUALIFIED SERVICE PERSONNEL.

**WARNING:**
TO REDUCE THE RISK OF FIRE OR ELECTRIC SHOCK, DO NOT EXPOSE THE APPLIANCE TO RAIN OR MOISTURE.

Declaration of Conformity:
This product complies with the requirements of EMC Directive 2004/108/EG and Low Voltage Directive 2006/95/EC



Radio Approvals: FCC Part 15.249, RSS-247(Canada), EN 300 440 (Europe), EN 301.489 (Europe) The Korea version has been KC certified

This device is in compliance with the essential requirements and other relevant provisions of Directive 2014/53/EU. All essential radio test suites have been carried out.
Detailed DOC file please visit our website: www.xvive.com

**IC CAUTION:**
This device complies with Industry Canada licence-exempt RSS standard(s). Operation is subject to the following two conditions:
(1) This device may not cause interference,
(2) this device must accept any interference, including interference that may cause undesired operation of the device.

Le présent appareil est conforme aux CNR d'Industrie Canada applicables aux appareils radio exempts de licence. L'exploitation est autorisée aux deux conditions suivantes :
(1) l'appareil ne doit pas produire de brouillage, et
(2) l'utilisateur de l'appareil doit accepter tout brouillage radioélectrique subi, même si le brouillage est susceptible d'en compromettre le fonctionnement.

## FCC REGULATION WARNING

This equipment has been tested and found to comply with the limits for a Class B digital device, pursuant to part 15 of the FCC Rules. These limits are designed to provide reasonable protection against harmful interference in a residential installation. This equipment generates, uses and can radiate radio frequency energy and, if not installed and used in accordance with the instructions, may cause harmful interference to radio communications. However, there is no guarantee that interference will not occur in a particular installation. If this equipment does cause harmful interference to radio or television reception, which can be determined by turning the equipment off and on, the user is encouraged to try to correct the interference by one or more of the following measures:
- **Reorient or relocate the receiving antenna.**
- **Increase the separation between the equipment and the receiver.**
- **Connect the equipment to an outlet on a circuit different from that to which the receiver is connected.**
- **Consult the dealer or an experienced radio/TV technician for help.**

**WARNING:** Cancer and Reproductive Harm - www.P65Warnings.ca.gov



## SAFETY INSTRUCTIONS

- Keep out of reach of children.
- Do not expose the product to moisture or extremely high temperatures.
- Do not mutilate or dismantle the product.
- Do not heat above 60°C (140°F). Do not expose to direct sunlight or throw into a fire.
- If your product appears defective, stop using it immediately and contact your authorized dealer or Xvive support.
- Store the product in a cool and dry place at room temperature (approx. 20°C / 68°F).
- Xvive does not accept any liability for damage arising from abuse or misuse.

## ONE-YEAR LIMITED WARRANTY

Xvive Corporation Ltd. (Xvive) warrants our products to be free of defects in materials and workmanship in normal use for a period of one (1) year from the date of original purchase. Please visit https://www.xvive.com to register your new purchase.

Xvive will, at its sole discretion, or in cooperation with our authorized retailers, repair or replace at no charge, any unit that is inspected by Xvive or an affiliated Xvive service center and deemed to be defective within the warranty period. This warranty is non-transferable.

This warranty is only valid to the original purchaser, only when purchased "new-in-box" from an Authorized Xvive Dealer and with a valid proof of purchase bearing the purchase date.

**Within the USA:**
- All Xvive warranty claims should be made with the retailer from which the unit was purchased. This applies to both retail stores and online retailers.

**Outside of the USA:**
- For all warranty and non-warranty claims, the purchaser should contact the Authorized Xvive Retailer from which the unit was purchased within the country or province in which it was purchased for information on how to obtain warranty or non-warranty service.

**This limited warranty does not cover the following:**
- Products that have been modified in any way;
- Any products whose serial numbers have been altered or removed;
- Exterior cosmetic damage or damage to the finish due to misuse or normal wear and tear;
- Products that were purchased as "used", items listed as demo stock or refurbished items;
- Damage to the product or parts caused by improper storage by the user;
- Any freight charges (from or to the retailer);
- Shipping Damage:
  - Shipping damage claims must be filed with the freight carrier (such as UPS, FedEx).
  - Notify the freight carrier immediately of any shipping damage upon receipt of damaged items to begin the claim process.
  - We also recommend reporting any shipping damage claim within 48 hours of receipt to the Authorized Retailer from which the item was purchased.
  - Keep all original documents and packing materials until the freight damage claim has a final resolution.

**For units returned to Xvive USA:**
- The item must be returned in the same format in which it was purchased. If a system containing a transmitter and receiver was purchased, then both units will need to be returned together.
- The purchaser will pay all freight charges to return the original item to Xvive USA or its affiliated service centers.
- If the unit is deemed to be covered by this warranty, Xvive will ship the repaired or replacement unit to the purchaser free-of-charge and without any additional freight charges.
- If the unit is deemed to NOT be covered by this warranty, other charges plus return freight charges will apply.

EXCEPT AS EXPRESSLY SET FORTH ABOVE IN THIS LIMITED WARRANTY, XVIVE MAKES NO OTHER EXPRESS OR IMPLIED WARRANTIES TO THE EXTENT PERMITTED BY LAW. XVIVE ASSUMES NO LIABILITY FOR PROPERTY DAMAGE RESULTING FROM FAILURE OF THIS PRODUCT NOR ANY LOSS OF INCOME, SATISFACTION, OR DAMAGES ARISING FROM THE LOSS OF USE OF SAME DUE TO DEFECTS OR AVAILABILITY OF SAME DURING SERVICE. THIS WARRANTY GIVES YOU SPECIFIC LEGAL RIGHTS AND YOU MAY ALSO HAVE OTHER RIGHTS WHICH VARY FROM STATE TO STATE OR BY COUNTRY OR PROVINCE.

For warranty inquiries not covered in this policy,
please contact support@xviveaudio.com

MADE IN CHINA

**SHENZHEN FZONE TECHNOLOGY CO., LTD.**
2nd floor, Building 12, Xicheng Industrial Area, Xixiang Town, Baoan District, Shenzhen Guangdong China. 518101
E-mail: support@xviveaudio.com
Tel: +86-755-2786 6639